

SPECIFICATIONS:  
 CONSTRUCTION PER UL STANDARD 891- SUITABLE FOR USE AS SERVICE ENTRANCE EQUIPMENT.  
 ENCLOSURE: TOTALLY ENCLOSED, FRONT ACCESSIBLE, CODE GAUGE STEEL. ANSI # 61TEXTURED POWDER COAT FINISH

INCOMING CABLE LUGS: ONE TWIN CONDUCTOR 2 AWG - 600 KCMIL (AL OR CU)

DISTRIBUTION PANEL: NQ HAS PROVISIONS FOR 42 POLE SPACES USING QO,QOB, QO-H, QOB-H, QO-VH, QOB-VH, QH AND QHB CIRCUIT BREAKERS.

METERING: CURRENT TRANSFORMER COMPARTMENT PER EUSERC REQUIREMENTS.

OPTIONAL LOAD SIDE WIREWAY: 11.50/[292] WIDE PERMITS TOP EXIT OF LOAD CABLES. (NOT AVAILABLE ON TYPE 3R ENCLOSURES.)

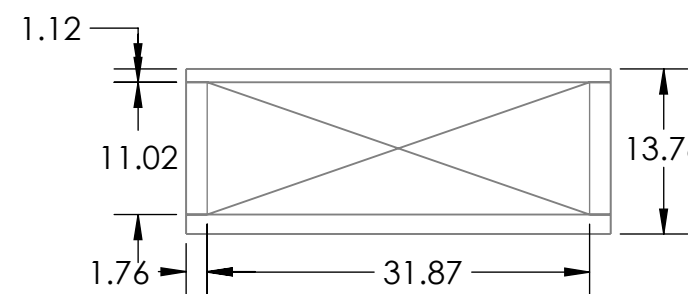
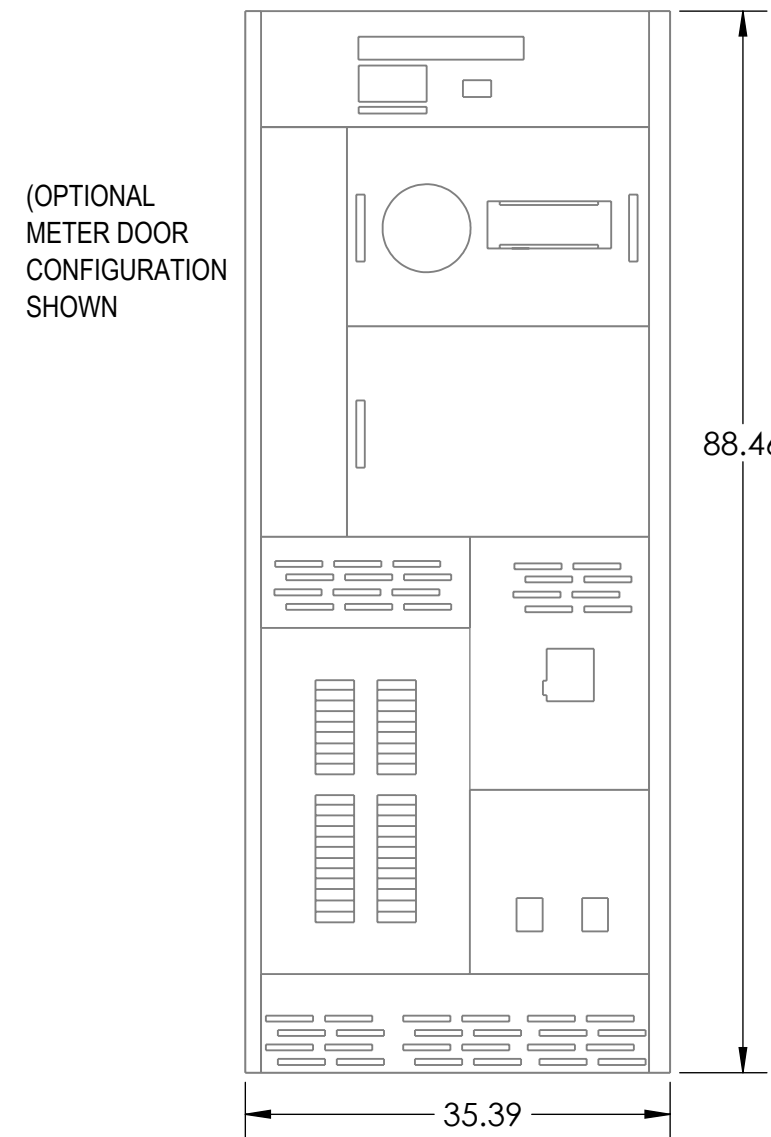
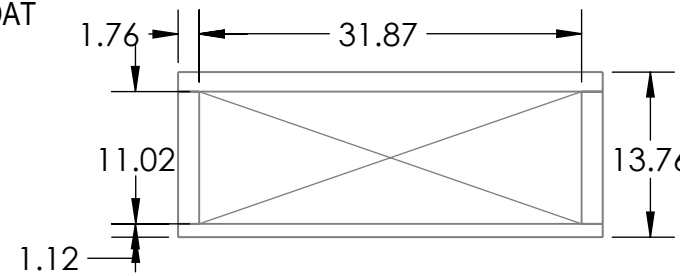
BUS MATERIAL: SILVER-PLATED COPPER

THE SHORT-CIRCUIT CURRENT RATING OF THIS SWITCHBOARD SECTION IS EQUAL TO THE LOWEST SHORT-CIRCUIT RATING OF ANY SECTION ELECTRICALLY CONNECTED IN SERIES, OR THE LOWEST MARKED RATING AT THE SUPPLY VOLTAGE OF ANY CIRCUIT BREAKER OR SERIES CONNECTED RATING INSTALLED IN THIS SECTION. THE SECTION'S MAXIMUM SHORT-CIRCUIT CURRENT RATING IS 65,000 RMS SYMMETRICAL AMPERES AT 240V

CURRENT	ENCLOSURE	CATALOG NUMBER
400A	NEMA 1	SB124QS
400A	NEMA 3R	SB124QR*

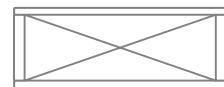
\*SEE SPEED-D11 FOR NEMA 3R DETAILS

EUSERC REFERENCE  
 EUSERC DWG 319 - INSTRUMENT COMPARTMENT  
 EUSERC DWG 332 - 15" METER PANEL  
 EUSERC DWG 333 - 30" METER DOOR



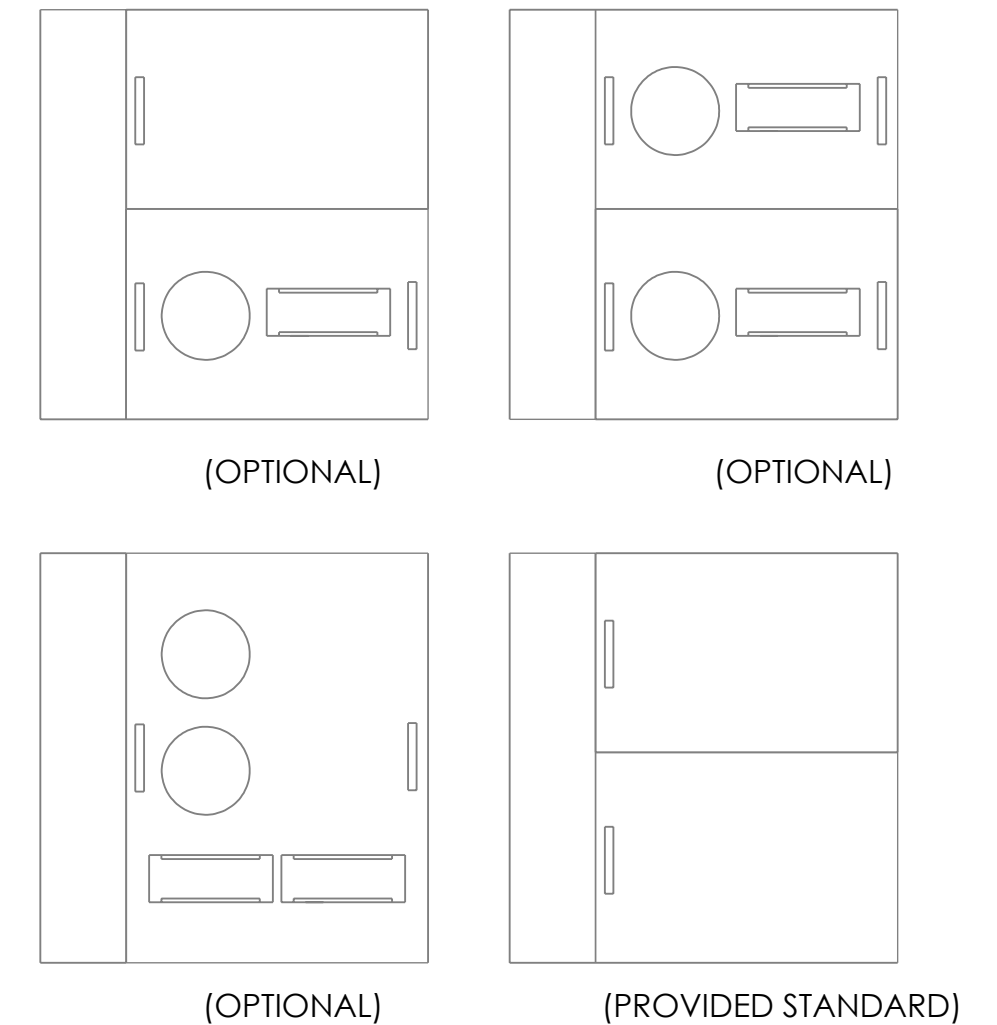
SYSTEM VOLTAGE, AC	**MAXIMUM SHORT-CIRCUIT CURRENT RATING	SQUARE D BRANCH CIRCUIT BREAKER		
		CAT PREFIX	AMPRES	POLES
120/ 240V	42kA	QO, QOB	15-30	1
			15-150	2

\*\*RMS SYMMETRICAL AMPRES



INDICATES RECOMMENDED CONDUIT AREA

METER DOOR CONFIGURATIONS



NOTES: 1. UNITS OF MEASURE: INCH 2. STANDARD TOLERANCE UNLESS OTHERWISE SPECIFIED	<b>LINEAR DIMENSION</b>	X.X = ±0.060 X.XX = ±0.030 X.XXX = ±0.020	MATERIAL:	<b>MP MAVERICK POWER</b>	REV	DESCRIPTION
	<b>HOLE DIAMETER</b>	X.XX = ±0.010 X.XXX = ±0.003	FINISH:		ECR #:	THIRD ANGLE
	<b>ANGLE</b>	DIMENSIONED ±1° UNDIMENSIONED 90°±2°	FIRST USED ON:	MASS (LBS): 395 lbs	THIS DRAWING IS THE PROPERTY OF MAVERICK POWER AND CONTAINS PROPRIETARY AND CONFIDENTIAL INFORMATION WHICH MUST NOT BE DUPLICATED USED OR DISCLOSED OTHER THAN AS EXPRESSLY AUTHORIZED BY MAVERICK POWER.	DWG/PART NO. <b>Speed-D01</b>

DO NOT SCALE DRAWING